

**MEGACODE®**

# MCT-3

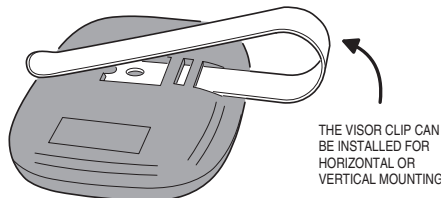
## 3-BUTTON DIGITAL TRANSMITTER

### Operation Instructions

**Linear®**

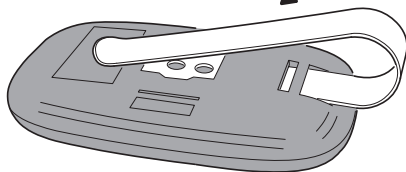
(760) 438-7000  
USA & Canada (800) 421-1587 & (800) 392-0123  
Toll Free FAX (800) 468-1340  
www.linearcorp.com

### VISOR CLIP INSTALLATION



THE VISOR CLIP CAN  
BE INSTALLED FOR  
HORIZONTAL OR  
VERTICAL MOUNTING

SLIDE THE VISOR CLIP INTO ONE  
OF THE SLOTS ON THE REAR  
OF THE TRANSMITTER



### DESCRIPTION

The MCT-3 MegaCode® digital transmitter is a wireless radio control designed for use with automatic garage and gate operators.

Each of the three transmitter buttons will send a unique code when pressed. One button can be used to activate the individual's garage door opener, a second button can operate an access gate, a third button can activate an additional garage door operator or most Linear 318 MHz MegaCode® wireless receivers.

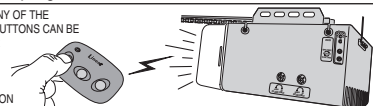
MegaCode® transmitters and receivers do not contain a typical "coding switch". Each transmitter is permanently coded at the factory. The receiver is programmed by "learning" a transmitter's unique digital code. The receiver will activate only from the "memorized" transmitters.

The transmitter is powered by two Type 2032 "coin-cell" batteries. They should last 3 years with normal use. The red indicator on the face of the transmitter will glow when the unit is activated. If the indicator lights dimly, or not at all when transmitting, the batteries need to be replaced. To conserve battery life, an internal timer limits the transmission duration to 10 seconds if a transmitter button is held down.

### PROGRAM RECEIVER & TEST TRANSMITTER

Refer to the instructions provided with the receiver to set it into "learn" mode. With the receiver ready to learn, press the desired transmitter button to program that button into the receiver's memory. Repeat to program additional buttons for other receivers.

THE CODE SENT FROM ANY OF THE  
TRANSMITTER'S THREE BUTTONS CAN BE  
LEARNED BY A RECEIVER



CHOOSE ONE BUTTON ON  
THE TRANSMITTER TO  
CONTROL THE SPECIFIC  
OPERATOR OR RECEIVER

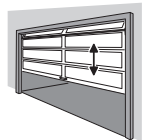
TO PROGRAM THE CODE, WITH THE RECEIVER  
IN LEARN MODE, PRESS THE TRANSMITTER BUTTON  
TO SEND A SIGNAL TO THE RECEIVER

After programming, test the transmitter from various locations. **Be sure the door or gate areas are clear.** Activate the transmitter and verify that the receiver triggers the operator(s).

ACTIVATE THE TRANSMITTER  
TO TEST THE RECEIVER  
AND OPERATOR



**BE SURE THE DOOR OR  
GATE AREA IS CLEAR!**



### REPLACING THE BATTERY



① TWIST DIME IN SLOT  
TO OPEN CASE

② LIFT OFF  
THE TOP OF  
THE CASE

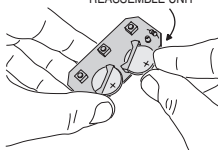
**NOTE:** THE CIRCUIT BOARD WILL FIT ONLY ONE  
WAY INTO THE CASE. ALIGN THE PLASTIC POST  
IN THE CASE WITH THE HOLE IN THE CIRCUIT BOARD

③ CAREFULLY  
REMOVE THE  
CIRCUIT BOARD



④ REMOVE OLD BATTERIES  
AND DISPOSE OF THEM PROPERLY

⑤ INSERT TWO NEW  
TYPE 2032 BATTERIES  
PLUS SIDE UP THEN  
REASSEMBLE UNIT



### LINEAR LIMITED WARRANTY

This product is warranted to the consumer against defects in material and workmanship for one year from the date of purchase. This warranty applies to first retail buyers of new devices. Warrantor will repair, or at its option, replace, any device it finds that requires service under this warranty, and will return the repaired or replaced device to the consumer at the warrantor's cost. For warranty service and shipping instructions contact warrantor at the address shown below. Devices must be sent to warrantor for service at owner's expense. The remedies provided by this warranty are exclusive. Implied warranties under state law are to the one year period of this written warranty. Some states do not allow limitations on how long an implied warranty lasts, so the above limitation may not apply to you. In order to be protected by this warranty, save your proof of purchase and send copy with equipment should repair be required. This warranty gives you specific legal rights, and you may also have other rights which vary from state to state.

All products returned for warranty service require a Return Product Authorization Number (RPA#). Contact Linear Technical Services at 1-800-421-1587 for an RPA# and other important details.

### IMPORTANT !!!

Linear radio controls provide a reliable communications link and fill an important need in portable wireless signaling. However, there are some limitations which must be observed.

- For U.S. installations only: The radios are required to comply with FCC Rules and Regulations as Part 15 devices. As such, they have limited transmitter power and therefore limited range.
- A receiver cannot respond to more than one transmitted signal at a time and may be blocked by radio signals that occur on or near their operating frequencies, regardless of code settings.
- Changes or modifications to the device may void FCC compliance.
- Infrequently used radio links should be tested regularly to protect against undetected interference or fault.
- A general knowledge of radio and its vagaries should be gained prior to acting as a wholesale distributor or dealer, and these facts should be communicated to the ultimate users.
- This device complies with FCC Part 15 and Industry Canada Rules and Regulations. Operation is subject to the following two conditions: (1) This device may not cause harmful interference, and (2) this device must accept any interference received, including interference that may cause undesired operation.